





Grade 5

HOLIDAY HOMEWORK



Name: _____



Domain:

Social Studies, Ecology and Environment

Language Development


Creative Thinking and Expression

Global Dimension

Scientific Thinking

Learning Outcomes: This activity will enable learners to:


- improve their auditory cognition
- improve their knowledge of marine life
- create a comic
- describe the elements of the story



Materials and Resources:
 Film—Finding Nemo
 Worksheets

Preparation for the Activity: What do you know about Australia and the Great Barrier Reef? Do some research about its marine life.


Name of the Activity:
Movie Fun



What to do:

Watch the film and while you are doing it, complete the worksheet (attached at the end).

After you do that, complete the graphic organizer and then create a comic of your own. Do not forget to colour it. (Worksheet attached at the end.)



What can parents do:



Encourage your child to watch age appropriate films as they provide ample opportunities to learn many things about the world. They also provide not just information but subtle messages. This particular film introduces them to the Australian Great Barrier Reef. They get a look into marine life.


It can make for a wonderful topic of discussion for ecology and environment protection. Various linguistic aspects like accent, vocabulary, and specific usage of languages are also enhanced through them.



How will it help the learner:

The learners will enjoy the visuals and the humour of the film and will know more about marine life in the Great Barrier Reef. They will empathise with characters like Dory who suffer from certain diseases. The plight of fish trapped in the aquarium will also be clear to them. Values like friendship, family bonds, etc. are also reinforced through film watching. They will be able to understand the different story elements and will be able to draw and create a comic of their home, thus honing their creative thinking and expression.





Domain:






Mathematics



21st Century Skills

Learning Outcomes: This activity will enable learners to:

- examine flyers
- compare and contrast items for price, quantity, etc.



Materials and Resources:
Flyers,
Worksheet


Preparation for the Activity:

Have you ever noticed the flyers and advertisements that are found in stores or in newspapers? Do you think you get a good discount and save money by using the deals? How do sellers make money if they give discounts to the customers?



Name of the Activity:
Shop Wise





Reliance
Smart

This New Year PARTY TOH BANTI HAI

Reliance
SMART

<p>Pillsbury / Walkfield Cooker Cake Mix 100 g</p> <p>MRP ₹95</p> <p>BUY 1 GET 1</p>	<p>Britannia Good Day Choco-Chip Cookies 100 g</p> <p>MRP ₹30 Each</p> <p>BUY 2 GET 1</p>	<p>Maaza 1.2 l</p> <p>MRP ₹70 Our Price ₹52</p> <p>SAVE ₹18</p>	<p>Coca-Cola / Thums Up / Fanta / Sprite / Limca 1.75 l</p> <p>MRP for each ₹75 Onwards</p> <p>BUY 2 GET 1</p>	<p>Haldiram's Bhujia 1 kg</p> <p>MRP ₹210 Onwards Our Price ₹165 Onwards</p> <p>SAVE ₹45 Onwards</p>	<p>Top Ramen Masala Noodles 420 g</p> <p>MRP for each ₹60 Onwards</p> <p>BUY 2 GET 1</p>
---	--	--	---	---	---


<p>Lotte Choco Pie 336 g</p> <p>MRP ₹140 Our Price ₹89</p> <p>SAVE ₹51</p>	<p>Bournvita Five Star Magic 750 g</p> <p>MRP ₹299 Our Price ₹224</p> <p>SAVE ₹75</p>	<p>Kissan Fresh Tomato Ketchup 950 g</p> <p>MRP ₹125 Our Price ₹89</p> <p>SAVE ₹36</p>	<p>Knorr Soup 43 g Onwards (Select Variants)</p> <p>MRP ₹55 Each</p> <p>BUY 2 GET 1</p>	<p>Kellogg's Corn Flakes 875 g</p> <p>MRP ₹200 Our Price ₹130</p> <p>SAVE ₹70</p>	<p>Nutella Spread 290 g</p> <p>MRP ₹320 Our Price ₹250</p> <p>SAVE ₹70</p>
---	--	---	--	--	---

<p>Sunrich Sunflower Oil 5 l + India Gate Basmati Rozzana Rice 5 kg + Good Life Sugar 2 kg</p> <p>Combined MRP ₹999 Our Price ₹869 SAVE ₹130</p>	<p>India Gate Dubar Basmati Rice 1 kg</p> <p>MRP ₹122 Our Price ₹95</p> <p>SAVE ₹27</p>	<p>Surti Kalam Rice 10 kg</p> <p>MRP ₹580 Our Price ₹549</p> <p>SAVE ₹31</p>	<p>Aashirvaad Whole Wheat Atta 10 kg</p> <p>MRP ₹430 Our Price ₹355</p> <p>SAVE ₹75</p>	<p>Priya Refined Sunflower Oil 1 l</p> <p>MRP ₹135 Our Price ₹83</p> <p>SAVE ₹52</p>	<p>Besan / Rawa / Maida 500 g / 1 kg</p> <p>MRP ₹40 Onwards</p> <p>BUY 1 GET 1</p>
--	--	---	--	---	---

<p>Good Life Almond 500 g</p> <p>MRP ₹461 Our Price ₹385</p> <p>SAVE ₹76</p>	<p>Amul Pure Ghee 1 l</p> <p>MRP ₹430 Our Price ₹399</p> <p>SAVE ₹31</p>	<p>Prabhat Cow Milk 1 l</p> <p>MRP ₹64</p> <p>Our Price ₹36</p>	<p>McCain 400 g Onwards (Select Range)</p> <p>MRP for Each ₹85 Onwards</p> <p>BUY 2 GET 1</p>	<p>Britannia Cheese 200 g (Select Range)</p> <p>MRP ₹105 Onwards</p> <p>Our Price ₹99</p>	<p>Parle Cake & Rusk (Select Range)</p> <p>MRP ₹15 Onwards</p> <p>20% Off</p>
---	---	--	--	--	--


<p>Pears Pure & Gentle 125 g x 4 Units / Dove Cream Soap 100 g x 4 Units</p> <p>MRP ₹265 Our Price ₹215</p> <p>SAVE ₹50</p> <p>Get Pears / Dove Soap 75 g x 2 Units (Offer on liked pack)</p>	<p>Dove / Head & Shoulders / Pantene Shampoo 650 ml Onwards (Select Variants)</p> <p>MRP ₹295 Onwards</p> <p>BUY 1 GET 1</p>	<p>Body Lotions 250 ml (Doy / Boro Plus / Parachute / SKIN123) (Select Variants)</p> <p>MRP ₹160 Onwards</p> <p>BUY 1 GET 1</p>	<p>Deo 96 ml Onwards Engage/ K9/ Azeel Park Avenue (Select Range)</p> <p>MRP ₹199 Onwards</p> <p>BUY 1 GET 1</p> <p>Offer valid in select cities on MMRT stores.</p>	<p>Bombay Dyeing Sundew Double Bed Sheet with 2 Pillow Covers</p> <p>MRP ₹1799 Our Price ₹699</p> <p>SAVE ₹1100</p>	<p>Luggage Trolley Cases On Brands (Select Range)</p> <p>Up To 70% Off On MRP</p>
--	---	--	---	--	--

<p>Tap & go 20% instant discount</p> <p>Mastercard</p>	<p>20% freecharge % Cashback</p> <p>1% App only. Offer valid on minimum bill of ₹250. Maximum cashback ₹50, valid for one year.</p>	<p>paytm CASHBACK 350 Cashback</p>	<p>mobikwik SAVE 15%</p>	<p>sodexo Now accepted on Food items*</p>
---	--	---	-------------------------------------	---



What to do:

Do you help your parents buy the monthly groceries? Have you ever planned a party for your friend? Here's your chance to help Anaya plan a party. Go through the flyer given below carefully and complete the worksheet (attached at the end).



What can parents do:


Try to take the child along on short shopping trips. Let them analyze discounts and bargains. Talk to them about currency conversions of different countries. Encourage the habit of saving and budgeting.



How will it help the learner:

This activity will introduce the child to the real world of shopping for a bargain. They will be able to make wise decisions after comparing product pricing and will employ their thinking as well as numeric skills. They will also become aware customers.





Domain:

Personal, Social & Emotional Development

Health, Wellness & Safety


Character Building

Information and Communication Technology

Creative Thinking & Expression

Learning Outcomes: This activity will enable learners to:

- clean up their home
- understand the importance of hygiene

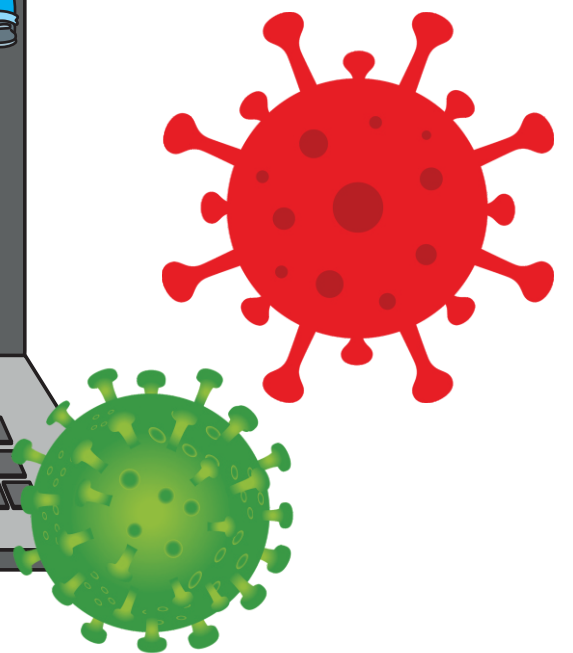



Materials and Resources:
Organic and environment friendly cleaning supplies and someone with a camera to volunteer for recording

Preparation for the Activity:
Summer is holiday time but it is a good time for diseases and germs to party too! Many diseases like malaria, dengue, cholera, dysentery, etc. can be prevented by keeping ourselves and our surroundings clean. Look around you and see what needs cleaning.



Name of the Activity:
Cleanliness Vlog





What to do:



Dengue and Malaria are caused by mosquitoes that breed on stagnant water. Look around your house and identify areas that need to be cleaned. Besides sweeping the house, thorough cleaning of all the corners in the house, getting rid of cobwebs, cleaning carpets and dust-laden ceiling fans, and scrubbing bathroom and kitchen tiles is needed. Rope in friends and family members. Decide on what you want to do first, assign responsibilities, arrange for cleaning supplies and a volunteer to do the camera recording for the vlog.



Take up one area or activity at a time and let it be recorded. Decide on what you are going to say to the audience. Share what you are doing. It is a good idea to also share before and after photos. Remember to wear gloves while cleaning up.

Places like rooftop and outdoor stores are often neglected and have discarded items that collect dirt and rainwater. Get rid of them and recycle what you can.

You may need to edit the final vlog before you share it with your teacher and your friends. Use a good editing software and add captions etc. to make your vlog attractive.

Now use software like Canva to make a digital poster on cleanliness.

What can parents do:



Encourage and join the cleanliness drive. Motivate your child to keep clean and to keep the surroundings tidy. Such habits are life long and improve health and growth. When children make a digital poster, they will use their creative expression and their computer skills.

How will it help the learner:



This activity is not just fun but also improves the learners' health and fitness. Collaborating with others helps their social skills, given them a feeling of accomplishment after the completion of the task, and builds self esteem. Their linguistic skills are also enhanced when they plan the script for their vlog.



Domain:



Scientific Skills




Health, Wellness
& Safety




Learning Outcomes: This activity will enable learners to:

- investigate which type of food wrapping will keep sliced apples placed in the refrigerator the least spoiled and freshest
- develop scientific thinking




Materials and Resources:

A fresh apple,
Knife, Aluminum
foil, Baking
paper/ wax paper,
Plastic wrap
Worksheet

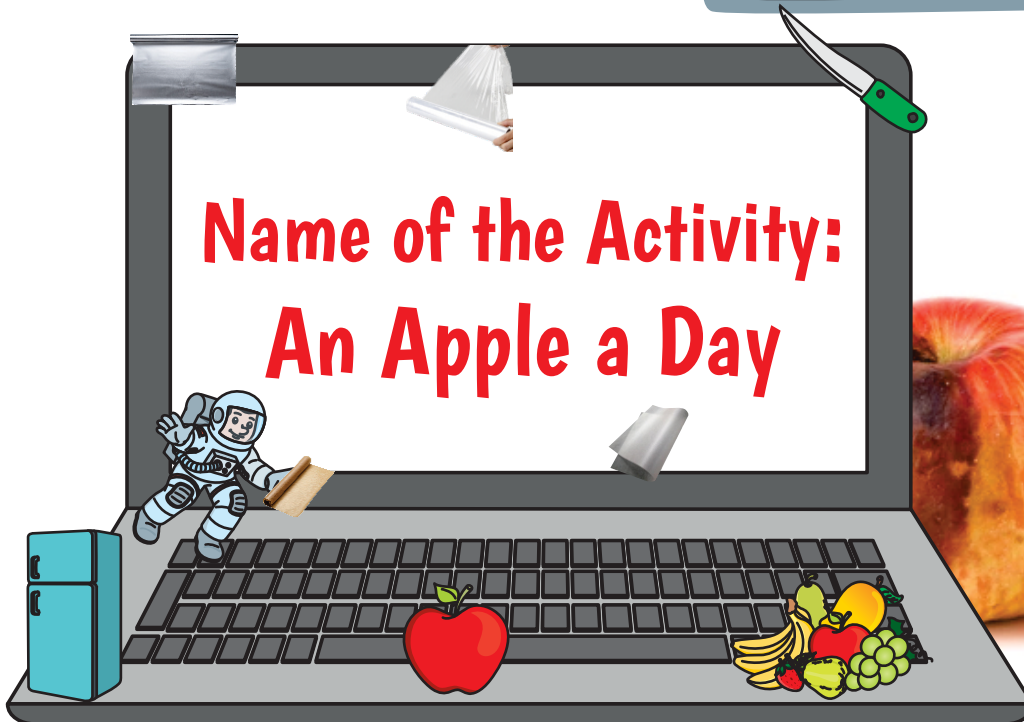



Preparation for the Activity:

Have you ever eaten half an apple and saved the other half for later, only to find that, by time you were ready to eat it, the apple did not look as tasty anymore? It may have turned brown and shrivelled, and, if left out long enough, it may have spoiled. Do you think you could have prevented the other half from spoiling, or made it spoil less, if you had stored it differently, such as in the refrigerator in a food wrapping? In this cooking and food science activity, you will investigate which type of wrapping will keep sliced apples placed in the fridge the freshest and least spoiled.




Name of the Activity: An Apple a Day





What to do:



Wash your hands with soap and make sure that your knife and cutting board are washed and cleaned.

Cut the four apples into quarters, lengthwise from the stem to the base. Try to cut the apple so that each quarter is as similar in size and shape as possible. You may need to ask for help from an adult.

Do not let the blade of the knife touch anything other than the apples while you are cutting them (except the clean cutting board). If anything touches the blade, it could contaminate the apple slices.

Try not to touch the cut surfaces of the apple slices with your hands.

This may also contaminate the apple slices.

Wrap the apple quarters in the three different wrappings and leave one quarter unwrapped.


Place all the apple slices in the refrigerator.

Keep the apple slices in the refrigerator for six days. Each day, take a look at them to see how they are changing, but do not touch or move them. After the apple slices have been in the refrigerator for six days, take them out of the refrigerator.

Unwrap each apple slice to see how fresh each looks.


What do you notice about them? Do some look browner or more dried out than others? Do some seem slimy? Do some of them stick to the wrapping more than others? How do they smell — do any of them smell more than others? Do they smell like anything in particular, like cheese or spoiled fruit juice? Be careful not to put your nose too close to the slices as you do not want any pathogenic bacteria entering your nose!

Record your observations in the log (attached as worksheet at the end).



Name of the Activity: **Movie Fun**

Finding Nemo




1. What kind of animal is Nemo?
a. It's a fish. b. It's a bug. c. It's a turtle.
2. What are the colours of Nemo?
a. Orange, blue, and black b. Orange, black, and white
c. Pink, blue, and orange
3. How was Nemo on his first day at school?
a. tired b. sick c. happy
4. What are the colours of Dory?
a. Blue and pink b. Orange and brown c. Blue and yellow
5. What did Marlin say to Dory when she pointed in the direction of the boat?
a. I'm fine! b. Good morning! c. Thank you!
6. What kind of animal is Crush?
a. It's a cat. b. It's a fish. c. It's a turtle.
7. How old is Crush?
a. 150 b. 100 c. 10
8. How did Marlin feel when he was inside the whale?
a. okay b. fine c. sad



Mark the sentence as true or false.

1. Gill escapes from the aquarium.
2. Bruce helps Martin to find Nemo.
3. Nigel is a clownfish.
4. Martin is afraid of the ocean.
5. After the accident, Nemo doesn't go to school anymore.
6. Martin and Dory escape from inside the shark.



What did you like the best about this film?



Name of the Activity: **Movie Fun**

Elements of a Story

You enjoyed the movie thoroughly. Now it's time to look at the story in detail.

PLOT

What happens in the story?

CHARACTERS

Names and Descriptions

THE STORY

Title

SETTING


Where and When?

PROBLEM

Describe the problem in the story.

SOLUTION




Describe how the problem is solved.




Name of the Activity: **Movie Fun**

FINISH THIS COMIC!

Well done! Now finish this comic. You can write dialogues and add characters too. (If you want you can make a longer comic strip on a chart paper.)



Alternatively, you may write a story of a new adventure Nemo and Day have.



Name of the Activity: Shop Wise

Let's Plan a Party!

Anaya decided to have a party at her place for six friends. She wants to order things from the nearby mart and so she goes through the flyer. Can you help her by answering these questions? (Hint: Keep in mind not just the price but the quantity, too)

1. Anaya can't decide between cake mixes and choco chip cookies. Which would be a better deal for her? Why?



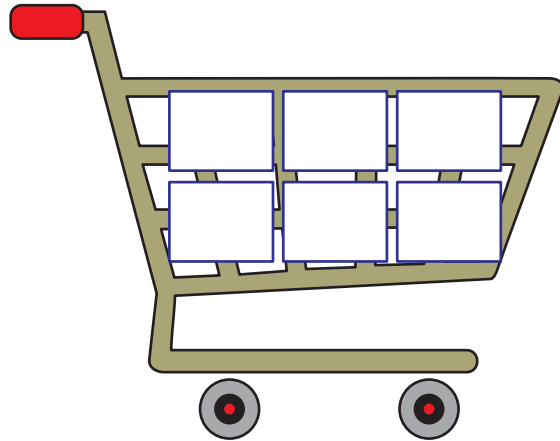
2. Is it cheaper to buy 3 bottles of Maaza or 3 bottles of fizzy drinks? If you had more friends, which deal would you take? Give reasons.



3. Anaya's sister is a good cook and has promised to bake pizzas for her friends. Can you help Anaya buy the ingredients? Calculate how much she will have to pay for them.




4. Pick out 6 items that Anaya should put in her cart for the party (apart from the cake mix drinks, and ingredient for the pizza). How much will she have to pay for them?



5. If she gives a 2000 rupee note for 6 items, how much change will she receive?

6. Since Anaya is not a regular shopper, which discount coupon should she use- Top & Go or Free Charge?



Name of the Activity: An Apple a Day

An Apple a Day-Log Book




Day 1

Wrapping	How brown was it?	How dried out was it?	Did it stick to the wrapping?	Did it smell strongly, or did it not smell much?	Overall, how fresh was the apple slice? (1 = freshest; 5 = least fresh)
Aluminum foil					
Wax paper					
Plastic wrap					
Unwrapped					

Day 2



Wrapping	How brown was it?	How dried out was it?	Did it stick to the wrapping?	Did it smell strongly, or did it not smell much?	Overall, how fresh was the apple slice? (1 = freshest; 5 = least fresh)
Aluminum foil					
Wax paper					
Plastic wrap					
Unwrapped					



Name of the Activity: An Apple a Day

An Apple a Day-Log Book




Day 3

Wrapping	How brown was it?	How dried out was it?	Did it stick to the wrapping?	Did it smell strongly, or did it not smell much?	Overall, how fresh was the apple slice? (1 = freshest; 5 = least fresh)
Aluminum foil					
Wax paper					
Plastic wrap					
Unwrapped					

Day 4



Wrapping	How brown was it?	How dried out was it?	Did it stick to the wrapping?	Did it smell strongly, or did it not smell much?	Overall, how fresh was the apple slice? (1 = freshest; 5 = least fresh)
Aluminum foil					
Wax paper					
Plastic wrap					
Unwrapped					



Name of the Activity: An Apple a Day

An Apple a Day-Log Book



Day 5

Wrapping	How brown was it?	How dried out was it?	Did it stick to the wrapping?	Did it smell strongly, or did it not smell much?	Overall, how fresh was the apple slice? (1 = freshest; 5 = least fresh)
Aluminum foil					
Wax paper					
Plastic wrap					
Unwrapped					

Day 6

Wrapping	How brown was it?	How dried out was it?	Did it stick to the wrapping?	Did it smell strongly, or did it not smell much?	Overall, how fresh was the apple slice? (1 = freshest; 5 = least fresh)
Aluminum foil					
Wax paper					
Plastic wrap					
Unwrapped					